
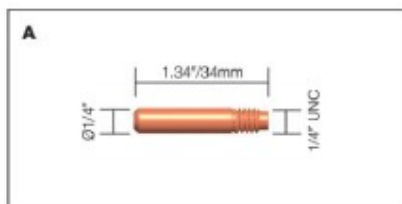




TRG Consumables

TRG Nozzles and Contact Tips



| Nozzles | | | | | |
|------------|---------------------------------|------|------|-------|--|
| Stock Code | Description | Bore | Bore | Model | |
| A 401-4-38 | Standard Nozzle 3/8" Flush Tip | 3/8" | 10mm | Range | |
| B 401-4-50 | Standard Nozzle 1/8" Recess Tip | 1/2" | 13mm | Range | |
| 401-4-62 | Standard Nozzle 1/8" Recess Tip | 5/8" | 16mm | Range | |
| 401-4-75 | Standard Nozzle 1/8" Recess Tip | 3/4" | 19mm | Range | |

| Stock Code | Description | Bore | Bore | Model | |
|------------|-----------------------------------|------|------|-------|--|
| C 401-5-50 | Heavy Duty Nozzle 1/4" Recess Tip | 1/2" | 13mm | Range | |
| 401-5-62 | Heavy Duty Nozzle 1/4" Recess Tip | 5/8" | 16mm | Range | |
| 401-5-75 | Heavy Duty Nozzle 1/4" Recess Tip | 3/4" | 19mm | Range | |

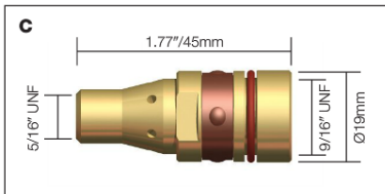
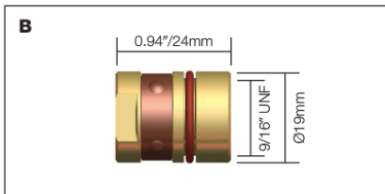
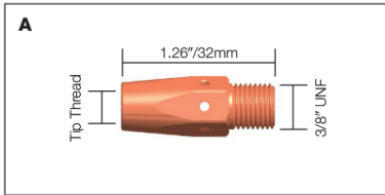
| Stock Code | Description | Bore | Bore | Model | |
|------------|-----------------------------------|------|------|-------|--|
| D 401-6-50 | Heavy Duty Nozzle 1/8" Recess Tip | 1/2" | 13mm | Range | |
| 401-6-62 | Heavy Duty Nozzle 1/8" Recess Tip | 5/8" | 16mm | Range | |
| 401-6-75 | Heavy Duty Nozzle 1/8" Recess Tip | 3/4" | 19mm | Range | |

| Contact Tips | | | | | |
|--------------|----------------------|-----------|-----------|----------|-------|
| Stock Code | Description | Wire Size | Wire Size | Material | Model |
| A 403-23 | Standard Contact Tip | .023" | 0.6mm | ECu | Range |
| 403-30 | Standard Contact Tip | .030" | 0.8mm | ECu | Range |
| 403-35 | Standard Contact Tip | .035" | 0.9mm | ECu | Range |
| 403-10 | Standard Contact Tip | .040" | 1.0mm | ECu | Range |
| 403-45 | Standard Contact Tip | .045" | 1.2mm | ECu | Range |
| 403-52 | Standard Contact Tip | .052" | 1.3mm | ECu | Range |
| 403-116 | Standard Contact Tip | 1/16" | 1.6mm | ECu | Range |

| Stock Code | Description | Wire Size | Wire Size | Material | Model |
|------------|------------------------|-----------|-----------|----------|-------|
| B 403-1-30 | Heavy Duty Contact Tip | .030" | 0.8mm | ECu | Range |
| 403-1-35 | Heavy Duty Contact Tip | .035" | 0.9mm | ECu | Range |
| 403-1-10 | Heavy Duty Contact Tip | .040" | 1.0mm | ECu | Range |
| 403-1-45 | Heavy Duty Contact Tip | .045" | 1.2mm | ECu | Range |
| 403-1-52 | Heavy Duty Contact Tip | .052" | 1.3mm | ECu | Range |
| 403-1-116 | Heavy Duty Contact Tip | 1/16" | 1.6mm | ECu | Range |
| 403-1-564 | Heavy Duty Contact Tip | 5/64" | 2.0mm | ECu | Range |
| 403-1-332 | Heavy Duty Contact Tip | 3/32" | 2.4mm | ECu | Range |

TRG

TRG Diffusers/Liner Selector Chart



| Gas Diffusers | | | |
|---------------|---------------------------------|------------|-------|
| Stock Code | Description | Tip Thread | Model |
| A 404 | Gas Diffuser for Standard Tip | 1/4" UNC | Range |
| 404-1 | Gas Diffuser for Heavy Duty Tip | 5/16" UNC | Range |


| Retaining Heads | | |
|-----------------|-------------------------|-------|
| Stock Code | Description | Model |
| B 402-3 | Standard Retaining Head | Range |

| Stock Code | Description | Model |
|------------|---------------------------|-------|
| C 404-3 | Heavy Duty Retaining Head | Range |

| Liner Selector Chart | | | | | | | | | |
|----------------------|-------------|--------|--------------------------|-------|---------|--------|--------|--------|---------|
| Stock Code | Description | Length | Wire Size | Model | TRG200* | TRG300 | TRG400 | TRG500 | TRG600* |
| A 415-23-15 | Steel Liner | 15ft | .023"/0.6mm | | ■ | ■ | □ | □ | □ |
| A 415-30-15 | Steel Liner | 15ft | .030"/0.8mm | | ■ | ■ | □ | □ | □ |
| A 415-35-15 | Steel Liner | 15ft | .035"- .045"/0.9mm-1.2mm | | ■ | ■ | □ | □ | □ |
| A 415-116-10 | Steel Liner | 10ft | .045-1/16"/1.2-1.6mm | | | | ■ | ■ | ■ |
| 415-116-15 | Steel Liner | 15ft | .045-1/16"/1.2-1.6mm | | | | ■ | ■ | ■ |
| 415-116-25 | Steel Liner | 25ft | .045-1/16"/1.2-1.6mm | | | | ■ | ■ | ■ |
| A 415-332-10 | Steel Liner | 10ft | 3/32"/2.4mm | | | | □ | □ | ■ |
| 415-332-15 | Steel Liner | 15ft | 3/32"/2.4mm | | | | □ | □ | ■ |

■ Solid Box = Recommended Liner □ Clear Box = Compatible Liner

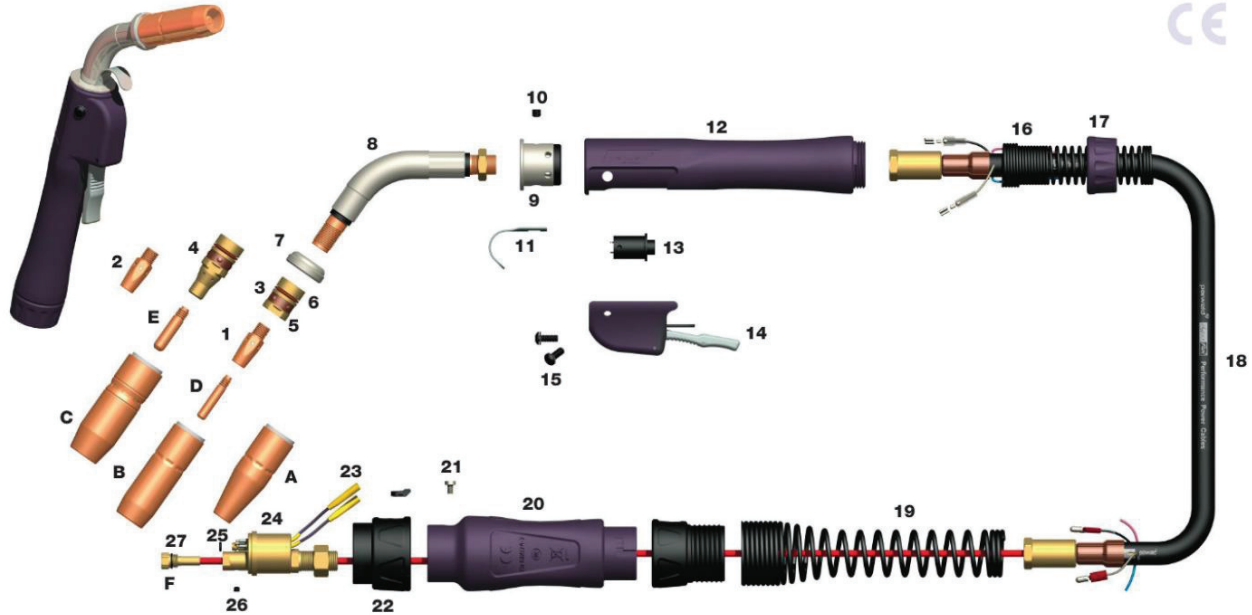
*Torch models are not illustrated but are available to order as a Custom Build, please contact our sales office for more information.



TRG 300A

Air Cooled MIG Welding Torch

Rating: 300A CO₂ 200A mixed gas @ 60% duty cycle, EN60974-7 .030"-.045"/0.8mm to 1.2mm wire



TRG

| Model | Stock Code | 10ft | 12ft | 15ft | Description |
|--------|------------|--------|------|------|--------------------------------|
| T3010E | T3012E | T3015E | | | Welding Torch c/w Euro Fitting |

| Nozzles | |
|-------------------|---|
| Stock Code | Description |
| A 401-4-38 | Nozzle Flush Tip 3/8"/6mm Bore |
| B 401-4-50 | Nozzle Recess Tip 1/2"/13mm Bore |
| 401-4-62* | Nozzle Recess Tip 5/8"/16mm Bore |
| 401-4-75 | Nozzle Recess Tip 3/4"/19mm Bore |
| C 401-5-50 | Heavy Duty Nozzle Recess Tip 1/2"/13mm Bore |
| 401-5-62 | Heavy Duty Nozzle Recess Tip 5/8"/16mm Bore |
| 401-5-75 | Heavy Duty Nozzle Recess Tip 3/4"/19mm Bore |
| 401-6-50 | Heavy Duty Nozzle Recess Tip 1/2"/13mm Bore |
| 401-6-62 | Heavy Duty Nozzle Recess Tip 5/8"/16mm Bore |
| 401-6-75 | Heavy Duty Nozzle Recess Tip 3/4"/19mm Bore |

| Contact Tips | |
|-------------------|------------------------------------|
| Stock Code | Description |
| D 403-30 | Standard Contact Tip .030"/0.8mm |
| 403-35* | Standard Contact Tip .035"/0.9mm |
| 403-10 | Standard Contact Tip .040"/1.0mm |
| 403-45 | Standard Contact Tip .045"/1.2mm |
| E 403-1-30 | Heavy Duty Contact Tip .030"/0.8mm |
| 403-1-35 | Heavy Duty Contact Tip .035"/0.9mm |
| 403-1-10 | Heavy Duty Contact Tip .040"/1.0mm |
| 403-1-45 | Heavy Duty Contact Tip .045"/1.2mm |

| Liners | |
|--------------------|--------------------------------------|
| Stock Code | Description |
| F 415-30-15 | Liner .030"/0.8mm x 15ft |
| 415-35-15* | Liner .035"-.045"/0.9mm-1.2mm x 15ft |

| Components | | |
|------------------------|---|--------------------------|
| Stock Code | Description | * Denotes Standard Build |
| 1 404* | Gas Diffuser For Standard Tip | |
| 2 404-1 | Gas Diffuser For Heavy Duty Tip | |
| 3 402-3* | Standard Retaining Head | |
| 4 404-3 | Heavy Duty Retaining Head | |
| 5 402-4 | Retaining Ring Only | |
| 6 402-6 | O Ring (Red) | |
| 7 402-5 | Shock Washer | |
| 8 305-60* | Swan Neck 60° | |
| NI 305-45 | Swan Neck 45° | |
| 9 407 | Torch Body Assembly | |
| 10 407-2 | Grub Screw | |
| 11 TR1517 | Hanger Hook | |
| 12 310 | Large Handle c/w Spring Support and Nut | |
| NI TR310 | Handle Kit (No Support) | |
| 13 411-1 | Switch | |
| 14 411-2 | Switch Housing c/w Trigger | |
| 15 411-3 | Screws c/w Washer | |
| 16 TR8018 | Spring Cable Support | |
| 17 T8004 | Handle Lock Nut | |
| 18 313-10 | Cable Assembly x 10ft | |
| 313-12 | Cable Assembly x 12ft | |
| 313-15 | Cable Assembly x 15ft | |
| 19 TR8026 | Spring Cable Support | |
| 20 TR1518 | Gun Plug Housing Kit | |
| 21 TR1526 | Gun Plug Screw | |
| 22 TR1519 | Gun Plug Housing Nut c/w Insert | |
| 23 Spring Pin 2 | Spring Pin Assembly | |
| 24 425-10K | Gun Plug Body c/w Spring Pins | |
| 25 425-9 | Gun Plug O Ring | |
| 26 414-2 | Liner Grub Screw | |
| 27 415-1 | Liner O Ring | |

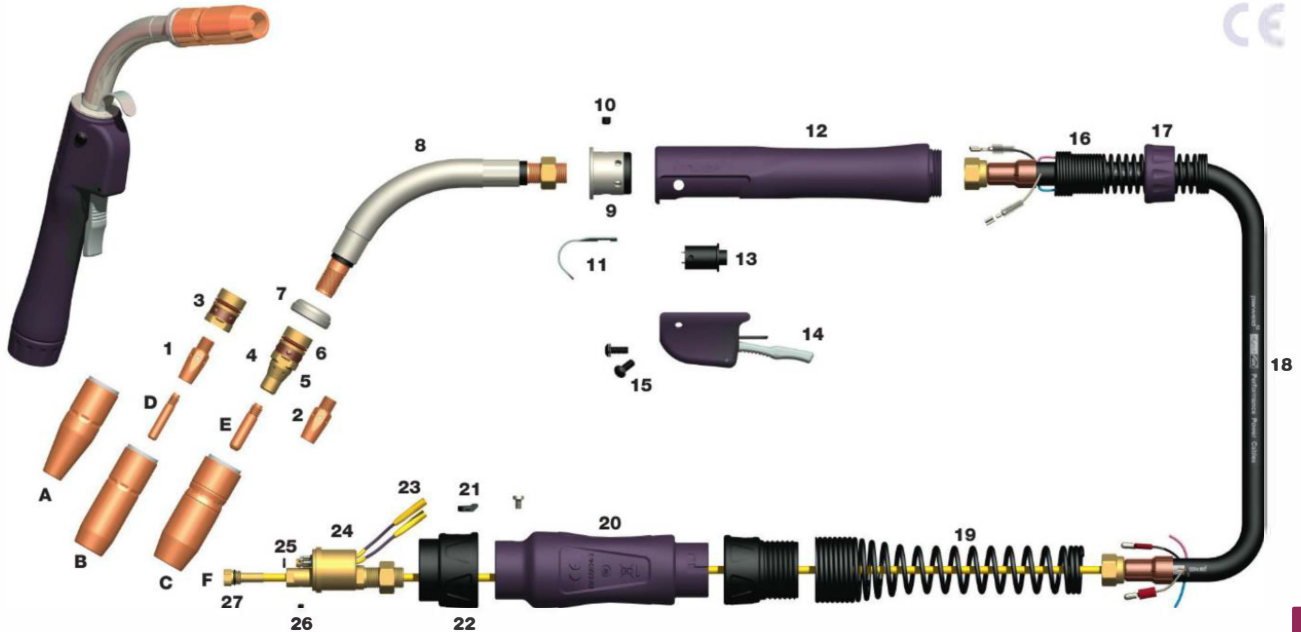
NI - Not Illustrated

TRG Mig Torch Packages

TRG 400A

Air Cooled MIG Welding Torch

Rating: 400A CO₂ 300A mixed gas @ 60% duty cycle, EN60974-7 .040"-1/16"/1.0mm to 1.6mm wire



| Model | | | |
|------------|--------|--------|--------------------------------|
| Stock Code | 12ft | 15ft | Description |
| T4010E | T4012E | T4015E | Welding Torch c/w Euro Fitting |

| Nozzles | | |
|-------------------|---|--|
| Stock Code | Description | |
| A 401-4-38 | Nozzle Flush Tip 3/8"/6mm Bore | |
| B 401-4-50 | Nozzle Recess Tip 1/2"/13mm Bore | |
| 401-4-62 | Nozzle Recess Tip 5/8"/16mm Bore | |
| 401-4-75 | Nozzle Recess Tip 3/4"/19mm Bore | |
| C 401-5-50 | Heavy Duty Nozzle Recess Tip 1/2"/13mm Bore | |
| 401-5-62* | Heavy Duty Nozzle Recess Tip 5/8"/16mm Bore | |
| 401-5-75 | Heavy Duty Nozzle Recess Tip 3/4"/19mm Bore | |
| 401-6-50 | Heavy Duty Nozzle Recess Tip 1/2"/13mm Bore | |
| 401-6-62 | Heavy Duty Nozzle Recess Tip 5/8"/16mm Bore | |
| 401-6-75 | Heavy Duty Nozzle Recess Tip 3/4"/19mm Bore | |

| Contact Tips | | |
|-------------------|------------------------------------|--|
| Stock Code | Description | |
| D 403-10 | Standard Contact Tip .040"/1.0mm | |
| 403-45 | Standard Contact Tip .045"/1.2mm | |
| 403-52 | Standard Contact Tip .052"/1.3mm | |
| 403-116 | Standard Contact Tip 1/16"/1.6mm | |
| E 403-1-10 | Heavy Duty Contact Tip .040"/1.0mm | |
| 403-1-45* | Heavy Duty Contact Tip .045"/1.2mm | |
| 403-1-52 | Heavy Duty Contact Tip .052"/1.3mm | |
| 403-1-116 | Heavy Duty Contact Tip 1/16"/1.6mm | |

| Linners | | |
|--------------------|--------------------------------------|--|
| Stock Code | Description | |
| F 415-35-15 | Liner .035"-0.45"/0.9mm-1.2mm x 15ft | |
| 415-116-10* | Liner .045"-1/16"/1.2mm-1.6mm x 10ft | |
| 415-116-15* | Liner .045"-1/16"/1.2mm-1.6mm x 15ft | |

| Components | | |
|------------------------|---|--------------------------|
| Stock Code | Description | * Denotes Standard Build |
| 1 404* | Gas Diffuser For Standard Tip | |
| 2 404-1 | Gas Diffuser For Heavy Duty Tip | |
| 3 402-3 | Standard Retaining Head | |
| 4 404-3* | Heavy Duty Retaining Head | |
| 5 402-4 | Retaining Ring Only | |
| 6 402-6 | O Ring (Red) | |
| 7 402-5 | Shock Washer | |
| 8 405-60* | Swan Neck 60° | |
| NI 405-45 | Swan Neck 45° | |
| 9 407 | Torch Body Assembly | |
| 10 407-2 | Grub Screw | |
| 11 TR1517 | Hanger Hook | |
| 12 410 | Large Handle c/w Spring Support and Nut | |
| NI TR410 | Handle Kit (No Support) | |
| 13 411-1 | Switch | |
| 14 411-2 | Switch Housing c/w Trigger | |
| 15 411-3 | Screws c/w Washer | |
| 16 TR8018 | Spring Cable Support | |
| 17 T8004 | Handle Lock Nut | |
| 18 413-10 | Cable Assembly x 10ft | |
| 413-12 | Cable Assembly x 12ft | |
| 413-15 | Cable Assembly x 15ft | |
| 19 TR8026 | Spring Cable Support | |
| 20 TR1518 | Gun Plug Housing Kit | |
| 21 TR1526 | Gun Plug Screw | |
| 22 TR1519 | Gun Plug Housing Nut c/w Insert | |
| 23 Spring Pin 2 | Spring Pin Assembly | |
| 24 425-10K | Gun Plug Body c/w Spring Pins | |
| 25 425-9 | Gun Plug O Ring | |
| 26 414-2 | Liner Grub Screw | |
| 27 415-1 | Liner O Ring | |

NI – Not Illustrated

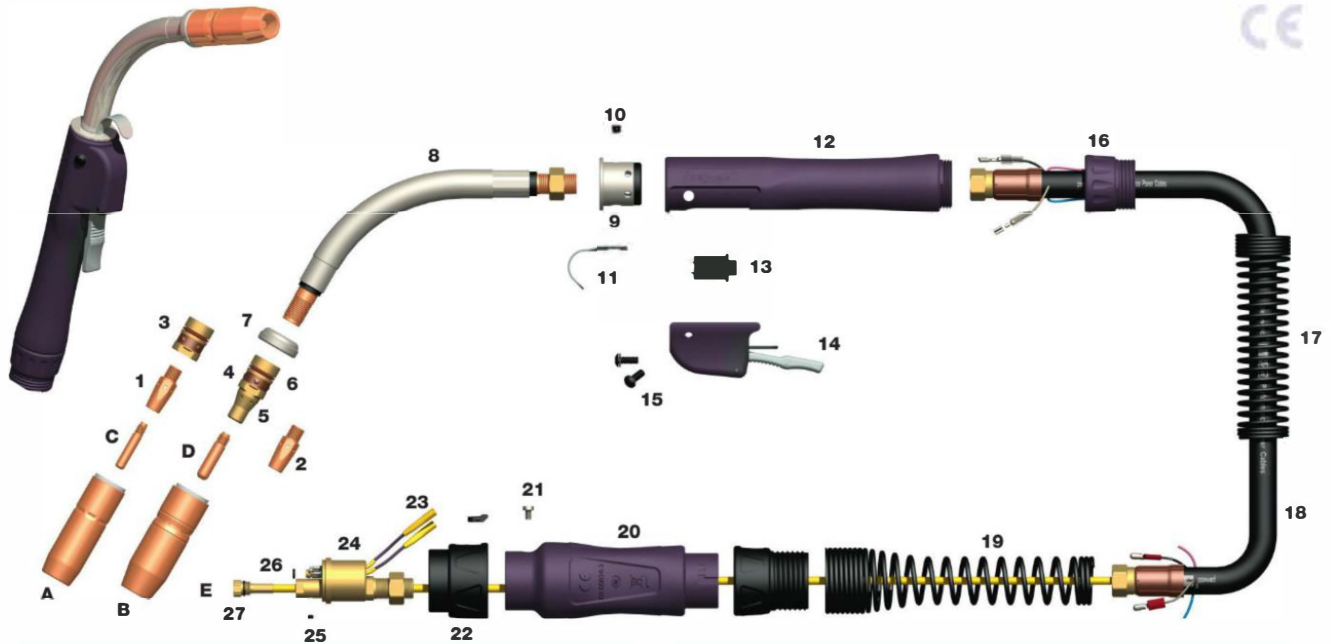
TRG

TRG Mig Torch Packages

TRG 500A

Air Cooled MIG Welding Torch

Rating: 500A CO₂ 350A mixed gas @ 60% duty cycle, EN60974-7 .045"-3/32"/1.2mm to 2.4mm wire



TRG

| Model | | | |
|-----------------|--------|--------|--------------------------------|
| Stock Code 10ft | 12ft | 15ft | Description |
| T5010E | T5012E | T5015E | Welding Torch c/w Euro Fitting |

| Nozzles | |
|-------------------|---|
| Stock Code | Description |
| A 401-4-50 | Nozzle Recess Tip 1/2"/13mm Bore |
| 401-4-62 | Nozzle Recess Tip 5/8"/16mm Bore |
| 401-4-75 | Nozzle Recess Tip 3/4"/19mm Bore |
| B 401-5-50 | Heavy Duty Nozzle Recess Tip 1/2"/13mm Bore |
| 401-5-62 | Heavy Duty Nozzle Recess Tip 5/8"/16mm Bore |
| 401-5-75* | Heavy Duty Nozzle Recess Tip 3/4"/19mm Bore |

| Contact Tips | |
|-------------------|------------------------------------|
| Stock Code | Description |
| C 403-45 | Standard Contact Tip .045"/1.2mm |
| 403-52 | Standard Contact Tip .052"/1.3mm |
| 403-116 | Standard Contact Tip 1/16"/1.6mm |
| D 403-1-45 | Heavy Duty Contact Tip .045"/1.2mm |
| 403-1-52 | Heavy Duty Contact Tip .052"/1.3mm |
| 403-1-116* | Heavy Duty Contact Tip 1/16"/1.6mm |
| 403-1-564 | Heavy Duty Contact Tip 5/64"/2.0mm |
| 403-1-332 | Heavy Duty Contact Tip 3/32"/2.4mm |

| Liners | |
|--------------------|---------------------------------------|
| Stock Code | Description |
| E 415-35-15 | Liner .035"-.045"/0.9mm-1.2mm x 15ft |
| 415-116-15* | Liner .045"-1/16"/1.2mm -1.6mm x 15ft |
| 415-332-10 | Liner 3/32"/2.4mm 10ft |
| 415-332-15 | Liner 3/32"/2.4mm 15ft |

| Components | | |
|------------------------|---|--------------------------|
| Stock Code | Description | * Denotes Standard Build |
| 1 404* | Gas Diffuser For Standard Tip | |
| 2 404-1 | Gas Diffuser For Heavy Duty Tip | |
| 3 402-3 | Standard Retaining Head | |
| 4 404-3* | Heavy Duty Retaining Head | |
| 5 402-4 | Retaining Ring Only | |
| 6 402-6 | O Ring (Red) | |
| 7 402-5 | Shock Washer | |
| 8 505-60* | Swan Neck 60° | |
| NI 505-45 | Swan Neck 45° | |
| 9 407 | Torch Body Assembly | |
| 10 407-2 | Grub Screw | |
| 11 TR1517 | Hanger Hook | |
| 12 610 | Large Handle c/w Spring Support and Nut | |
| NI TR610 | Handle Kit (No support) | |
| 13 411-1 | Switch | |
| 14 411-2 | Switch Housing c/w Trigger | |
| 15 411-3 | Screws c/w Washer | |
| 16 TR8005 | Handle Lock Nut | |
| 17 TR8019 | Spring Cable Support | |
| 18 513-10 | Cable Assembly x 10ft | |
| 513-12 | Cable Assembly x 12ft | |
| 513-15 | Cable Assembly x 15ft | |
| 19 TR8026 | Spring Cable Support | |
| 20 TR1518 | Gun Plug Housing Kit | |
| 21 TR1526 | Gun Plug Screw | |
| 22 TR1519 | Gun Plug Housing Nut c/w Insert | |
| 23 Spring Pin 2 | Spring Pin Assembly | |
| 24 425-10K | Gun Plug Body c/w Spring Pins | |
| 25 414-2 | Liner Grub Screw | |
| 26 425-9 | Gun Plug O Ring | |
| 27 415-1 | Liner O Ring | |

NI – Not Illustrated